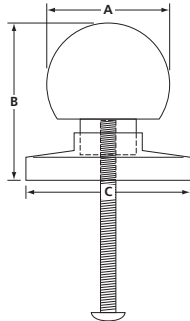


HANDLES, PULLS & PLATES

DOOR TRIM & ACCESSORIES

PARAMOUNT

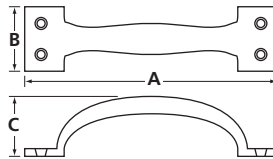
BI-FOLD KNOB



- Supplied with 8-32 UNC x 1 7/8" (47.6mm) long machine screw for various door thicknesses
- Finish: stain nickel (15)

MODEL NUMBER	MATERIAL	FINISH	A	B	C	QTY PER BOX	BOX WEIGHT LBS / KG
3520	Zinc die-cast	15	1 1/4 (31.8)	1 5/8 (41.3)	1 3/4 (44.5)	50	9.2 / 4.2

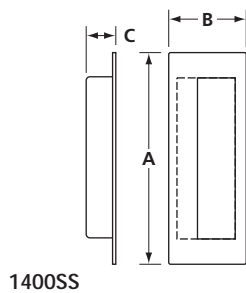
HEAVY-DUTY PULL



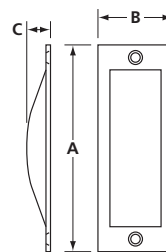
- Finish: polished chrome (26)

MODEL NUMBER	MATERIAL	FINISH	A	B	C	QTY PER BOX	BOX WEIGHT LBS / KG
H2381-8	Steel	26	8 (203)	2 1/4 (57)	2 (50.8)	10	3.5 / 1.6

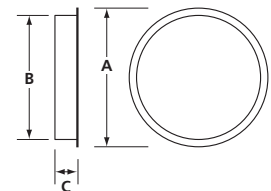
FLUSH PULLS



1400SS



2530



3503

- #2530: Mounting hardware included

MODEL NUMBER	MATERIAL	FINISH	A	B	C	QTY PER BOX	BOX WEIGHT LBS / KG
1400SS	Stainless steel, brass	32D	4 1/2 (114)	1 5/8 (41.3)	5/8 (15.9)	25	2.8 / 1.3
2530	Zinc die-cast	15			1/2 (12.7)	50	8.4 / 3.8
3503	Steel	15	2 3/8 (60)	2 1/8 (54)	3/8 (9.5)	100	3.1 / 1.4

ORDERING EXAMPLE: **2530** SERIES | **-15** FINISH

15 – Satin nickel 26 – Polished chrome 32D – Satin stainless steel

Dimensions unless specified otherwise are: Inches (Millimeters)

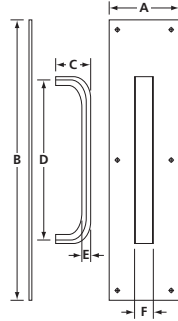
www.paramounthardware.com

HANDLES, PULLS & PLATES

DOOR TRIM & ACCESSORIES

PARAMOUNT

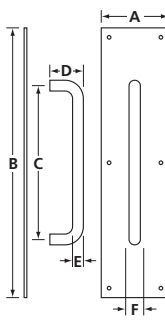
DOOR PULL WITH BACK PLATE



- D-Type door pull
- Supplied with six #6 x 3/4" (19.1mm) long wood screws and two 1/4-20 UNC x 2 3/8" long machine screws and cup-washers
- Finish: Aluminum (28)

MODEL NUMBER	MATERIAL	FINISH	A	B	C	D	E	F	QTY PER BOX	UNIT WEIGHT LBS / KG
H1410	Aluminum	28	4 (102)	16 (406)	9 (229)	2 1/16 (52)	1/2 (12.7)	1 1/16 (26.9)	1	0.9 / 0.42

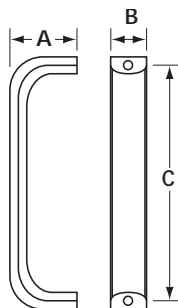
TUBULAR DOOR PULL WITH BACK PLATE



- Round door pull
- Supplied with six #6 x 3/4" (19.1mm) long wood screws and two 1/4-20 UNC x 2 3/8" long machine screws and cup-washers
- Finish: satin stainless steel (32D)

MODEL NUMBER	MATERIAL	FINISH	A	B	C	D	E DIA	PER BOX	WEIGHT LBS / KG
14R09P	Stainless steel	32D	4 (102)	16 (406)	9 (229)	2 1/4 (57)	3/4 (19.1)	10	27.5 / 12.5

DOOR PULL



- Supplied with two 1/4-20 UNC X 2 3/8 (60mm) long, flat-head machine screws and two cup-washers with matching finish
- Finish: satin stainless steel (32D)

MODEL NUMBER	MATERIAL	FINISH	A	B DIA	C	PER BOX	WEIGHT LBS / KG
H1413	Aluminum	28	2 (50.8)	1 1/6 (26.9)	7 (178)	10	5.8 / 2.6
14R09	Stainless steel	32D		3/4 (19.1)	9 (229)	11	5.8 / 2.6

ORDERING EXAMPLE: **H1410**
SERIES

-28
FINISH

28 – Aluminum 32D – Satin stainless steel

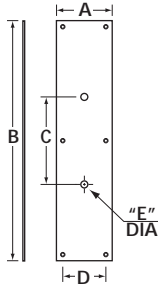
Dimensions unless specified otherwise are: Inches (Millimeters)

HANDLES, PULLS & PLATES

DOOR TRIM & ACCESSORIES

PARAMOUNT

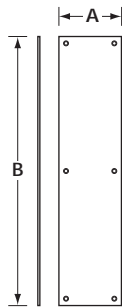
BACK PLATE



- Mounting hardware included: wood screws
- Finish: aluminum (28), polished brass (3) and satin stainless steel (32D)

MODEL NUMBER	MATERIAL	FINISH	A	B	C	D	E DIA	PER PIECE	WEIGHT LBS / KG
130416	Brass, Alu, ST304	28, 3, 32D	4 (102)	16 (406)	9 (229)	3 (76)	5/16 (8)	1	0.28 / 0.13

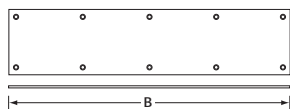
PUSH PLATE



- Mounting hardware included: wood screws
- Finish: aluminum (28) and polished brass (3), satin stainless steel (32D)

MODEL NUMBER	MATERIAL	FINISH	A	B	PER PIECE	WEIGHT LBS / KG
140416	Al, brass, ST304	28, 3, 32D	5 (127)	16 (406)	1	0.62 / 0.28

KICK PLATE



- Mounting hardware included: wood screws
- Finish: satin stainless steel (32D)

MODEL NUMBER	MATERIAL	FINISH	A	B DIA
150834	ST304	32D	8 (203)	34 1/2 (876)
151034			10 (254)	

ORDERING EXAMPLE: **130416** SERIES | **-32D** FINISH