



### STANDARD PADBOLT



- Also available retail packaged (1068-6C / 1068-8C)
- Mounting hardware included: wood screws (retail package includes carriage bolts and wood screws)
- Finish: zinc plated (2G)

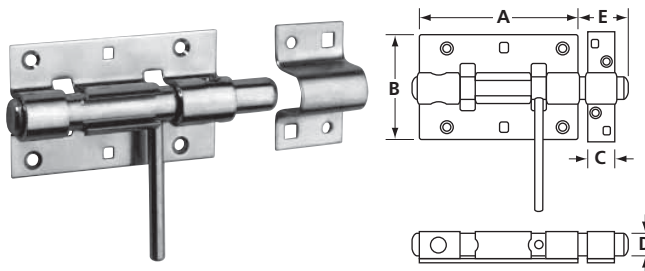
MODEL NUMBER	MATERIAL	FINISH	A	B	C	D DIA	E THROW	MAX PADLOCK SHACKLE DIA	PER BOX	BOX WEIGHT LBS / KG
1068-6	Steel	2G	4 1/2 (114)	2 11/16 (68)	1 1/2 (38.1)	19/32 (15.1)	1 13/16 (46)	3/8 (9.5)	5	7.0 / 3.2
1068-8			6 (152)	2 5/8 (67)					10	15.4 / 7.0



- Mounting hardware included: wood screws
- Finish: zinc plated (2G)

MODEL NUMBER	MATERIAL	FINISH	A	B	C	D DIA	E THROW	MAX PADLOCK SHACKLE DIA	PER BOX	BOX WEIGHT LBS / KG
7210	Steel	2G	4 5/8 (117)	1 5/8 (41.3)	1 1/4 (31.8)	7/16 (11.1)	1 1/4 (31.8)	1/4 (6.4)	10	4.4 / 2.0

### EXTRA HEAVY-DUTY PADBOLT



- Finish: zinc plated (2G)

MODEL NUMBER	MATERIAL	FINISH	A	B	C	D DIA	E THROW	MAX PADLOCK SHACKLE DIA	PER BOX	BOX WEIGHT LBS / KG
168K	Steel	2G	5 (127)	3 (76)	1 3/16 (30.2)	13/16 (20.6)	2 3/16 (56)	1/2 (12.7)	5	9.0 / 4.1

ORDERING EXAMPLE: **7210**  
SERIES

**-2G**  
FINISH