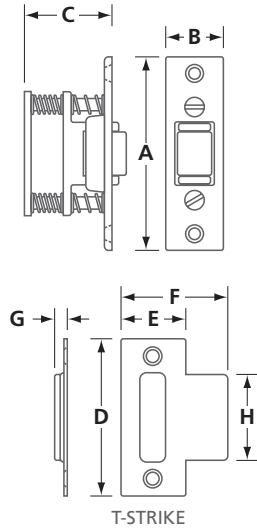


DOOR CATCHES

GENERAL HARDWARE

HEAVY DUTY ROLLER CATCH

01015T



- Adjustment for door gap
- Adjustable spring tension on roller
- T-Strike included
- Mounting hardware included: wood screws

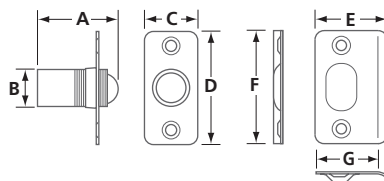
- #01015 No strike included
- #01015D Includes full lip D-strike
- #01015T Includes T-strike
- #01015ASA Includes ASA-strike

MODEL	FINISH	MATERIAL	A	B	C	D	E	F	G	H	/BOX
01015T	26D	Zinc die-cast	3 ³ / ₈ (86)	1 (25.4)	1 ¹ / ₁₆ (39.6)	2 ³ / ₄ (70)	1 ¹ / ₃₂ (29.4)	1 ⁷ / ₈ (47.6)	1 ¹ / ₁₆ (1.5)	1 ¹ / ₂ (38.8)	10

IN (MM) 26D: SATIN CHROME

BALL CATCH – BRASS

01014



- For wood door and frame
- Adjustable spring tension
- Adjustable for frame gap
- Strike for 1³/₈" (35 mm) doors; ⁷/₃₂" (5 mm) rounded corners
- Mounting hardware included: wood screws

MODEL	FINISH	MATERIAL	A	øB	C	D	E	F	G	/BOX
01014	15	Brass	1 ¹ / ₂ (38.8)	1 ¹ / ₁₆ (17.8)	1 (25.4)	2 ¹ / ₈ (54)	1 ³ / ₈ (35.4)	2 ¹ / ₈ (54)	1 ³ / ₁₆ (30)	20

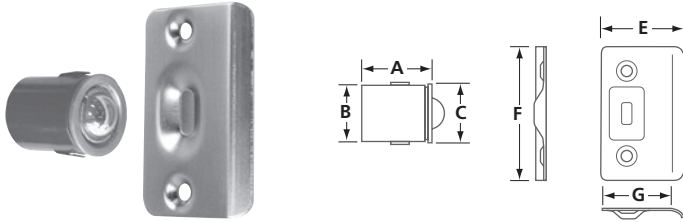
IN (MM) 15: SATIN NICKEL

DOOR CATCHES

GENERAL HARDWARE

BALL CATCH – DRIVE IN

01003



- For wood door and frame
- Zinc die-cast body, with steel ball and strike
- Fits into 1" (25.4 mm) bore
- Adjustable for frame gap
- Strike for 1³/₈" (35 mm) doors; 7¹/₃₂" (5 mm) rounded corners
- Mounting hardware included: wood screws

MODEL	FINISH	MATERIAL	A	øB	øC	E	F	G	/BOX
01003	26D	Zinc die-cast	1 ³ / ₁₆ (30.1)	3 ¹ / ₃₂ (24.6)	1 (25.4)	1 ³ / ₈ (34.9)	2 ¹ / ₄ (57)	1 ³ / ₁₆ (30)	50

IN (MM) 26D: SATIN CHROME