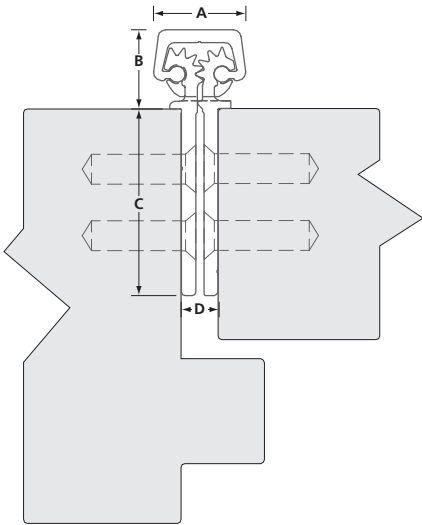


CONTINUOUS GEARED HINGES

FULL CONCEALED / FULL SURFACE

FULL CONCEALED ALUMINUM GEARED HINGES

A110



- UL fire rated
- Delrin bearings, heavy duty
- No door inset, flush mount
- 48" (1219mm) door width maximum
- 450 lbs (204 kg) door weight maximum
- Undercut Tek screws included
- Power transfer ready model available (PT)
- 1000 lbs (454 kg) high capacity model available for lead lined doors

STANDARD LENGTHS

Inch: 79 / 83 / 85 / 95 / 120
MM: 2006 / 2108 / 2159 / 2413 / 3048

FINISHES

C—Clear anodized
D—Dark bronze anodized

Available in a variety of finishes, models, options and lengths
— please contact for details

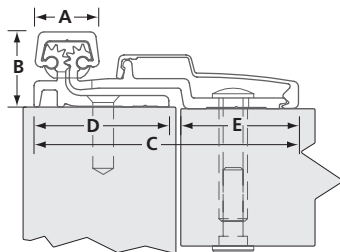
A110	HD	C	095	-PT
MODEL	TYPE	FINISH	LENGTH	OPTION
HD: HEAVY DUTY LL: HIGH CAPACITY PT: POWER TRANSFER				

MODEL	A	B	C	D	E	CAPACITY ¹
A110	$\frac{25}{32}$ (19.8)	$\frac{21}{32}$ (9.5)	$1\frac{1}{16}$ (39.7)	$\frac{5}{16}$ (7.9)	—	450 (204)

IN(MM) (1) LBS (KG) - HIGH CAPACITY MODEL AVAILABLE

FULL SURFACE ALUMINUM GEARED HINGES (SWING CLEAR)

A210



- UL fire rated
- Delrin bearings, heavy duty
- Swing clear application
- No door inset, flush mount
- 48" (1219mm) door width maximum
- 450 lbs (204 kg) door weight maximum
- Undercut Tek screws and sex-nut bolts included

STANDARD LENGTHS

Inch: 79 / 83 / 85 / 95 / 120
MM: 2006 / 2108 / 2159 / 2413 / 3048

FINISHES

C—Clear anodized
D—Dark bronze anodized

Available in a variety of finishes, models, options and lengths
— please contact for details

A210	HD	C	083
MODEL	TYPE	FINISH	LENGTH

MODEL	A	B	C	D	E	CAPACITY ¹
A210	$\frac{25}{32}$ (19.8)	$\frac{29}{32}$ (23)	$3\frac{5}{32}$ (80.6)	$1\frac{1}{8}$ (41.3)	$1\frac{35}{64}$ (39.3)	450 (204)

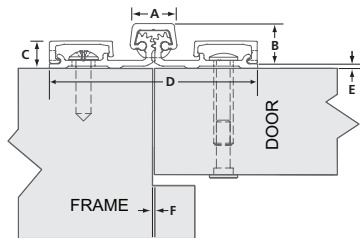
(1) LBS (KG) OTHER HIGH CAPACITY MODELS AVAILABLE

CONTINUOUS GEARED HINGES

FULL SURFACE

FULL SURFACE ALUMINUM GEARED HINGES

A571



- UL fire rated
- Delrin bearings, heavy duty
- For bi-fold applications
- 1/16" (1.6 mm) door inset
- 48" (1219 mm) door width maximum
- 450 lbs (204 kg) door weight maximum
- Undercut Tek screws and sex-nut bolts included

STANDARD LENGTHS

Inch: 79 / 83 / 85 / 95 / 120
MM: 2006 / 2108 / 2159 / 2413 / 3048

FINISHES

C—Clear anodized
D—Dark bronze anodized

Available in a variety of finishes, models, options and lengths
— please contact for details

A571	HD	C	083
MODEL	TYPE	FINISH	LENGTH

MODEL	A	B	C	D	E ¹	F	CAPACITY ²
A571	23/32 (18.3)	23/32 (18.3)	7/16 (11.1)	3 13/32 (86.5)	1/16 (1.6)	1/32 (0.8)	450 (204)

IN(MM) (1) DOOR INSET (2) LBS (KG)