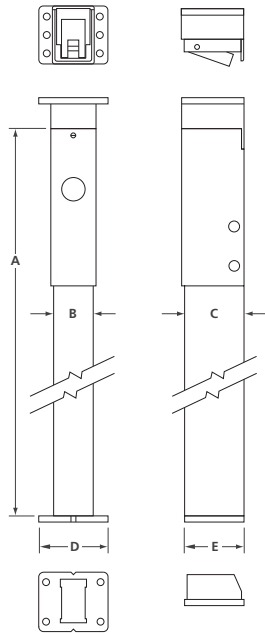


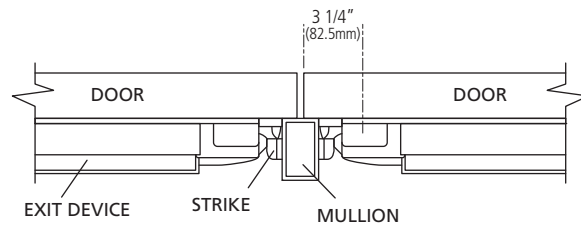


### MULLION



- Steel construction
- Requires wide stile doors with a minimum backset of 3 1/4" (82.5 mm)
- 2" x 3" (51 mm x 76.2 mm) x 1/8" (3 mm) thick gauge steel tube, that can accommodate up to 96" (2438 mm) door frame height
- Provides a solid and secure center point for double doors rim exit device latching
- Lockable, removable or fixed
- Accepts standard rim cylinder and includes cylinder mounting hardware
- Robust top and bottom brackets
- Finish: Aluminum (28)

#M424FR is UL listed for fire rated pairs of doors up to 8 feet (2438 mm) height and includes longer steel floor mounting expansion anchors



MODEL NUMBER	MATERIAL	FINISH	A	B	C	D	E	QTY PER BOX	WEIGHT LBS / KG
M418NF	Steel	28	94 3/8 (2397)	2 (51)	3 (76)	3 1/2 (89)	96 1/4 (2445)	1	81 / 37
M424FR									

ORDERING EXAMPLE: **M418NF** / **SERIES** | **-28** / **FINISH**